

# SUPRABLOC

LOW FREQUENCY ACCESS WITH  
MULTIPLE OPERATIVES OR MECHANICAL ASSISTANCE

## CPA2 TWIN LEAF

All Suprabloc units are post galvanised in excess of BS EN 1461. Post Galvanised coating thickness is available in 3 grades of finish to suit the specific project geographical location. Suprabloc units should be designed to cater for their intended application and should last the life of the project.

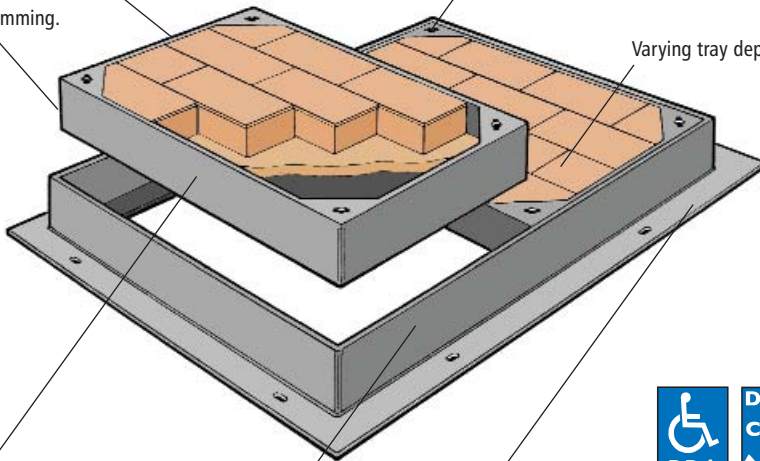
See chart on page 9 for the various grades of corrosion protection required to meet the designers obligations on Whole Life Costing for the project.



Inwardly tapered tray side to prevent jamming.

DDA Compliant Lifting points.  
'Lift out operation.'

Varying tray depths



6mm thick steel cover for minimal deflection and ease of removal.

6mm thick steel frame for increased impact resistance.

Full flange for stability in service



Compliant products



Jones of Oswestry provides RIBA approved CPD support for designers and architects in the subject of true sustainable design.

For further details email [marketingsupport@jonesofoswestry.com](mailto:marketingsupport@jonesofoswestry.com)



ALL TECHNICAL DETAILS ARE COPYRIGHT, AND MUST NOT BE REPRODUCED WITHOUT PRIOR CONSENT

# SUPRABLOC

## CPA2 TWIN LEAF

### GENERAL TECHNICAL DETAIL, COMPOSITION AND MANUFACTURE

#### APPLICATION

External paved areas where:-

- Aesthetic finish is important
- Public domain therefore anti slip and anti trip measures important
- DDA compliance is a design minimum
- Single person lift not required.

#### MECHANICS, PERFORMANCE

In order to ensure the covers continue to perform for their design life all Jones SUPRABLOC covers are tested to BS EN 124 load classifications as listed on pg 8.

Further design considerations include deflection under actual live loading to protect finishes from damage in service.

Damaged or proud infill constitutes the most common complaint by the general public and constitutes a large part of injury claims on local authorities from slip and trip.

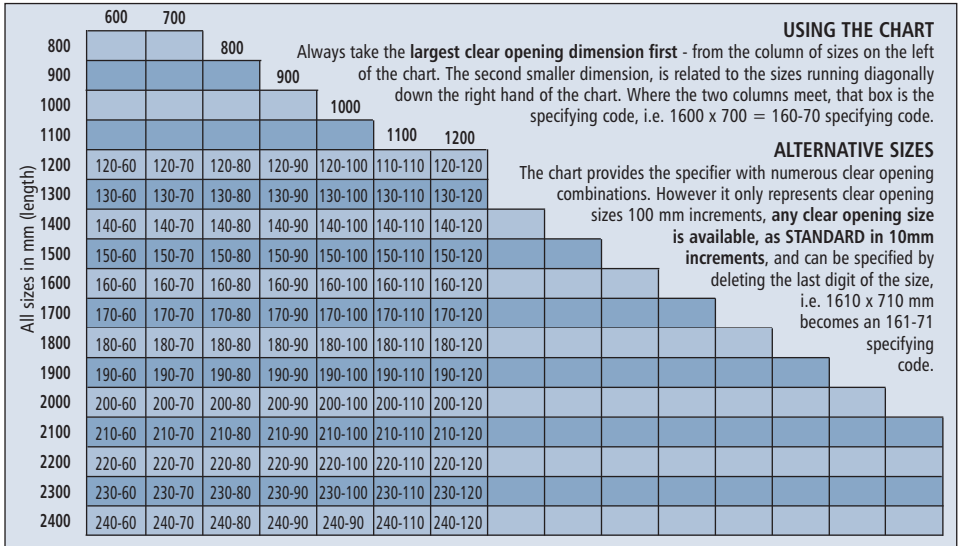
#### COMPOSITION AND MANUFACTURE

Covers are fully welded fabrications using a minimum of 6mm thick structural steel plate.

Access covers are tapered inward at their base to ensure adequate clearance for removal in service. Lifting points are integral to each corner of access covers and include a fully welded, robust finish to cater for the filled weight of recessed access covers in service.

Underside of cover trays include heavy duty bracing to support the relevant load classification with reduced deflections when subject to live loading. Frame units include heavy duty 'T' section format around all sides of the unit. Pierced anchor points together with a full width seating ensures that any load is transmitted back to supports with less risk of localised failure in the bedding material.

### CLEAR OPENING SIZES CHART






PRODUCTS AND INFORMATION CAN BE AMENDED WITHOUT PRIOR CONSENT TO MAINTAIN THE COMPANY POLICY OF CONTINUED IMPROVEMENT

# SUPRABLOC

## CPA2 TWIN LEAF

### LOAD CLASSES, BS EN 124

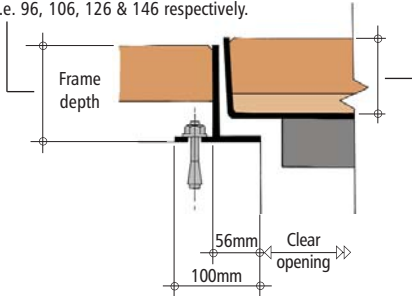
EUROPEAN STANDARD FOR ACCESS COVERS

| LOAD CLASSES  | TEST LOAD             | SUGGESTED AREAS OF USAGE   | SPECIFYING CODE |
|---|-----------------------|--|-----------------|
|  | 15kN<br>(1.5 Tonne)   | Pedestrian and Cycle Areas   | /A              |
|   |                       | Recommended S.M.W.L. Not exceeding 1 Tonne   |                 |
|  | 125kN<br>(12.5 Tonne) | Pavement, Pedestrian Zones, Car Parks & Verges   | /B              |
|   |                       | Recommended S.M.W.L. Not exceeding 6 Tonne   |                 |
|  | 250kN<br>(25 Tonne)   | Slow moving occasionally trafficked areas<br>i.e Service Roads, Vehicular Access Areas, Parking Areas etc. | /C              |
|   |                       | Recommended S.M.W.L. Not exceeding 11.5 Tonne  |                 |
| D400  | 400kN                 | Contact our technical support team for advice on exceptionally heavy vehicled areas.                       | /SD             |
| E600  | 600kN                 |  | /SE             |
| F900  | 900kN                 |  | /SF             |

ALTHOUGH NOT COMPLYING WITH BS EN 124, OTHER INTERMEDIATE LOAD CLASSES ARE AVAILABLE, CONSULT OUR TECHNICAL DEPARTMENT

### SECTIONAL DETAILS

Frame depths are manufactured for 50/65/80 and 100mm block depths.  
i.e. 96, 106, 126 & 146 respectively.



Internal tray depths are manufactured at 75, 85, 105 & 125 respectively.  
(plain seated illustrated)

### ACCESSORY SUFFIXES

To specify add the following suffixes to the professional specification code

- A1R - Single Rubber Seating Seal
- A2R - Double Rubber Seating Seal
- A3 - Unsealed / Plain Seated
- A4 - Ventilated
- B4 - Locking Down Bolts
- B8 - Pinhead Security Locking Bolts
- E1 - Stainless Steel Edge Trim
- E2 - Brass Edge Trim
- G1 - Large BS Lifting Points
- G2 - Threaded Lifting Points
- H1 - Service Identification (please specify)
- K1 - Solid Top Peep in (please specify position)
- K2 - Recessed Peep in (please specify position)
- N5 - Expanded Metal Mesh in Base of Tray
- X - Grade 304 Stainless Steel Construction
- Y - Grade 316 Stainless Steel Construction

### DIMENSIONS

Installation dimensions, based around chamber clear openings are as shown. Although example clear opening sizes are tabulated, SUPRABLOC is available in any size to suit specific project requirements. Tray depths vary with the thickness of the slab or pavior. Generally tray depths are as tabulated and cater for all infill scenarios.

# SUPRABLOC

## CPA2 TWIN LEAF

### FINISHES

#### How to use the Longevity Table

1. Locate your site on the Millennium map ( E.g. Leeds - West Yorkshire)
2. Match the corrosion category square colour to the key (Leeds = 3 light blue)
3. Read down from Product Design Life to establish required minimum life i.e. 25 years.
4. Once minimum Product Design Life has been established, (20,25 or 30 years) cross reference with your site location category (1,2,3,4 or 5) to determine your required Duragalv finish. (Duragalv 100)
5. At the end of the specifying code Duragalv 100 needs to be added.

#### Coating suffix specifying codes:

- Duragalv70 = DG70
- Duragalv100 = DG100
- Duragalv140 = DG140

| Fabricated mild steel products, Hot-Dip Galvanised after manufacture = GALVANISED LONGEVITY TABLE  |               |               |               |               |               |
|--|---------------|---------------|---------------|---------------|---------------|
| Rate of corrosion of zinc (in microns per annum).  | 2.5           | 3             | 3.5           | 4             | 4.5           |
| See Millennium Map for your site location or visit <a href="http://www.hdg.org.uk/map/index.htm">www.hdg.org.uk/map/index.htm</a>                  | 1             | 2             | 3             | 4             | 5             |
| PRODUCT DESIGN LIFE  |               |               |               |               |               |
| <b>20 YEARS</b><br>Generally less than the normal minimum design life for product in public domain - UNACCEPTABLE WHOLE LIFE COSTING RETURN PERIOD | DURA GALV 70  | DURA GALV 70  | DURA GALV 70  | DURA GALV 100 | DURA GALV 100 |
| <b>25 YEARS</b><br>Normal minimum design life for product in public domain - ACCEPTABLE WHOLE LIFE COSTING RETURN PERIOD                           | DURA GALV 70  | DURA GALV 100 | DURA GALV 100 | DURA GALV 100 | DURA GALV 140 |
| <b>30 YEARS</b><br>Enhanced design life for product in public domain - PREFERRED WHOLE LIFE COSTING RETURN PERIOD                                  | DURA GALV 100 | DURA GALV 100 | DURA GALV 140 | DURA GALV 140 | DURA GALV 140 |

Jones of Oswestry provide an extensive on-line support service. Simply attach your drawings or list your queries to [techadvice@jonesofoswestry.com](mailto:techadvice@jonesofoswestry.com) and one of our engineers will guide you to the most suitable solution.

### HOW TO SPECIFY

| PROGRESSIONAL EXAMPLE FOR SPECIFYING                                  |                  |                  |            |                        |                  |                       |
|---|------------------|------------------|------------|------------------------|------------------|-----------------------|
| Ref DESCRIPTION   | PRODUCT TYPE     | CLEAR OPENING    | LOAD CLASS | INTERNAL DEPTH OF TRAY | ACCESSORY SUFFIX | FINISHED COATING      |
| DETAIL  | (SUPRABLOC TWIN) | (1200mm x 700mm) | (B125)     | (85mm)                 | (DOUBLE SEAL)    | (SEE LONGEVITY TABLE) |
| PRODUCT Ref   | CPA2             | 120-70           | B          | 85                     | A2R              | DG100                 |
| THE ABOVE EQUALS FULL SPECIFYING CODE OF = CPA2/120-70/B/85/A2R/DG100 |                  |                  |            |                        |                  |                       |

WHITTINGTON ROAD, OSWESTRY,  
SHROPSHIRE, SY11 1HZ  
TEL: 01691 653251  
FAX: 01691 658222  
EMAIL: [techadvice@jonesofoswestry.com](mailto:techadvice@jonesofoswestry.com)

**JONES**  
OF OSWESTRY

2

PRODUCTS AND INFORMATION CAN BE AMENDED WITHOUT PRIOR CONSENT TO MAINTAIN THE COMPANY POLICY OF CONTINUED IMPROVEMENT

10/10