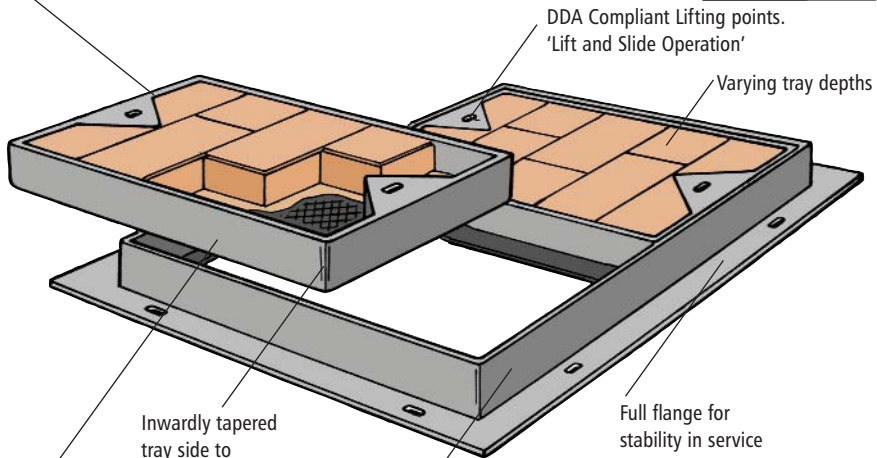


# TELEBLOC

## MEDIUM FREQUENCY ACCESS WITH LIFT AND SLIDE OPERATION

### CPS2 TWIN LEAF

All Telebloc units are post galvanised in excess of BS EN 1461. Post Galvanised coating thickness is available in 3 grades of finish to suit the specific project geographical location. Telebloc units should be designed to cater for their intended application and should last the life of the project. See chart on page 37 for the various grades of corrosion protection required to meet the designers obligations on Whole Life Costing for the project.



6mm thick steel cover for minimal deflection and ease of removal.

6mm thick steel frame for increased impact resistance. (vertical and horizontal)

DDA Compliant Lifting points.  
'Lift and Slide Operation'

Varying tray depths

Full flange for stability in service

Inwardly tapered tray side to prevent jamming.



Compliant products



Jones of Oswestry provides RIBA approved CPD support for designers and architects in the subject of true sustainable design.

For further details email [marketingsupport@jonesofoswestry.com](mailto:marketingsupport@jonesofoswestry.com)



ALL TECHNICAL DETAILS ARE COPYRIGHT, AND MUST NOT BE REPRODUCED WITHOUT PRIOR CONSENT






# TELEBLOC

## CPS2 TWIN LEAF

### LOAD CLASSES, BS EN 124

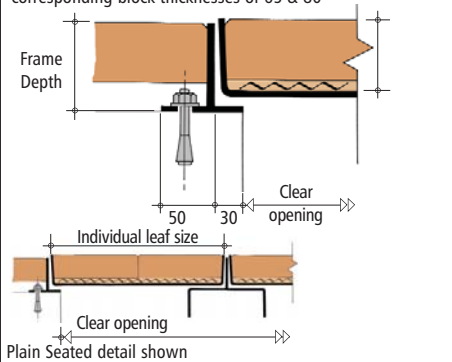
#### EUROPEAN STANDARD FOR ACCESS COVERS

LOAD CLASSES	TEST LOAD	SUGGESTED AREAS OF USAGE	SPECIFYING CODE
<b>A15</b> 	15kN (1.5 Tonne)	Pedestrian and Cycle Areas	/A
		Recommended S.M.W.L. Not exceeding 1 Tonne	
<b>B125</b> 	125kN (12.5 Tonne)	Pavement, Pedestrian Zones, Car Parks & Verges	/B
		Recommended S.M.W.L. Not exceeding 6 Tonne	
<b>C250</b> 	250kN (25 Tonne)	Slow moving occasionally trafficked areas i.e Service Roads, Vehicular Access Areas, Parking Areas etc.	/C
		Recommended S.M.W.L. Not exceeding 11.5 Tonne	
D400	400kN	Contact our technical support team for advice on exceptionally heavy vehicled areas.	/SD
E600	600kN		/SE
F900	900kN		/SF

ALTHOUGH NOT COMPLYING WITH BS EN 124, OTHER INTERMEDIATE LOAD CLASSES ARE AVAILABLE, CONSULT OUR TECHNICAL DEPARTMENT

### SECTIONAL DETAILS

Frame depths of 88 & 104 to suit tray depths of 70 & 86 for corresponding block thicknesses of 65 & 80



#### DIMENSIONS

Installation dimensions, based around chamber clear openings are as shown. Although example clear opening sizes are tabulated, TELEBLOC is available in any size to suit specific project requirements. See above for tray depth details. Frame depths are manufactured to 50 and 65mm block depths plus 38mm. The number of individual cover trays is dictated by both chamber clear opening and infill density.

### ACCESSORY SUFFIXES

To specify add the following suffixes to the professional specification code

- A3 - Unsealed / Plain Seated
- A4 - Vented
- B4 - Locking Down Bolts
- B5 - Hasp & Staple
- B8 - Security Screw Locking
- E1 - Stainless steel edging
- E2 - Brass edging
- H1 - Service ID (please specify)

ALL TECHNICAL DETAILS ARE COPYRIGHT, AND MUST NOT BE REPRODUCED WITHOUT PRIOR CONSENT

# TELEBLOC

## CPS2 TWIN LEAF

### FINISHES

#### How to use the Longevity Table

1. Locate your site on the Millennium map ( E.g. Leeds - West Yorkshire)
2. Match the corrosion category square colour to the key (Leeds = 3 light blue)
3. Read down from Product Design Life to establish required minimum life i.e. 25 years.

4. Once minimum Product Design Life has been established, (20,25 or 30 years) cross reference with your site location category (1,2,3,4 or 5) to determine your required Duragalv finish. (Duragalv 100)
5. At the end of the specifying code  
DG100 needs to be added.

Coating suffix specifying codes:  
 Duragalv70 = DG70  
 Duragalv100 = DG100  
 Duragalv140 = DG140

Fabricated mild steel products, Hot-Dip Galvanised after manufacture = GALVANISED LONGEVITY TABLE					
Rate of corrosion of zinc (in microns per annum).	2.5	3	3.5	4	4.5
See Millennium Map for your site location or visit <a href="http://www.hdg.org.uk/map/index.htm">www.hdg.org.uk/map/index.htm</a>	1	2	3	4	5
PRODUCT DESIGN LIFE					
<b>20 YEARS</b> Generally less than the normal minimum design life for product in public domain - UNACCEPTABLE WHOLE LIFE COSTING RETURN PERIOD	DURA GALV 70	DURA GALV 70	DURA GALV 70	DURA GALV 100	DURA GALV 100
<b>25 YEARS</b> Normal minimum design life for product in public domain - ACCEPTABLE WHOLE LIFE COSTING RETURN PERIOD	DURA GALV 70	DURA GALV 100	DURA GALV 100	DURA GALV 100	DURA GALV 140
<b>30 YEARS</b> Enhanced design life for product in public domain - PREFERRED WHOLE LIFE COSTING RETURN PERIOD	DURA GALV 100	DURA GALV 100	DURA GALV 140	DURA GALV 140	DURA GALV 140

Jones of Oswestry provide an extensive on-line support service. Simply attach your drawings or list your queries to [techadvice@jonesofoswestry.com](mailto:techadvice@jonesofoswestry.com) and one of our engineers will guide you to the most suitable solution.

### HOW TO SPECIFY

PROGRESSIONAL EXAMPLE FOR SPECIFYING						
Ref DESCRIPTION	PRODUCT TYPE	CLEAR OPENING	LOAD CLASS	INTERNAL DEPTH OF TRAY	ACCESSORY SUFFIX	FINISHED COATING
DETAIL	(TELEBLOC TWIN)	(700mm x 500mm)	(B125)	(70mm)	(SECURITY LOCKING)	(SEE LONGEVITY TABLE)
PRODUCT Ref	CPS2	70-50	B	70	B4	DG100
THE ABOVE EQUALS FULL SPECIFYING CODE OF = CPS2/70-50/B/70/B4/DG100						

WHITTINGTON ROAD, OSWESTRY,  
 SHROPSHIRE, SY11 1HZ  
 TEL: 01691 653251  
 FAX: 01691 658222  
 EMAIL: [techadvice@jonesofoswestry.com](mailto:techadvice@jonesofoswestry.com)

**JONES**  
 OF OSWESTRY

SECTION **1** PAGE **37**

PRODUCTS AND INFORMATION CAN BE AMENDED WITHOUT PRIOR CONSENT TO MAINTAIN THE COMPANY POLICY OF CONTINUED IMPROVEMENT

10/10